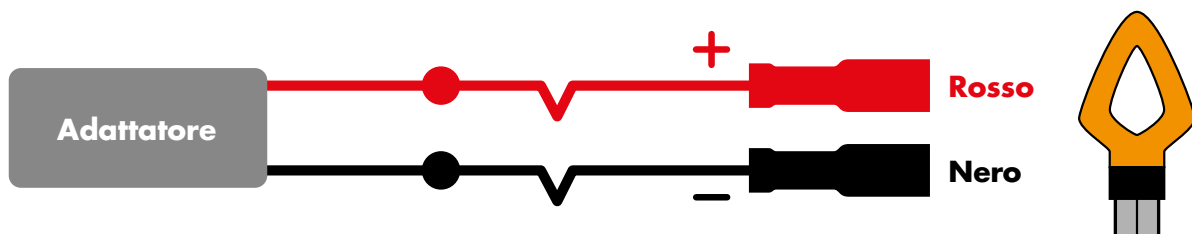




ADATTATORE CABLAGGIO SUZUKI



Indicatori di direzione con sola funzione di lampeggio:



Collegare il fanale luce posteriore a led come indicato in figura:

- **Cavo Nero** → Negativo Impianto
- **Cavo Rosso** → Positivo Impianto

SUZUKI

BANDIT GSF 650

GSR 750 11-16

GSX-S 1000 15-20

GSX-S 750

GSX-S 950

V-STROM 1000 14-19

V-STROM 1050

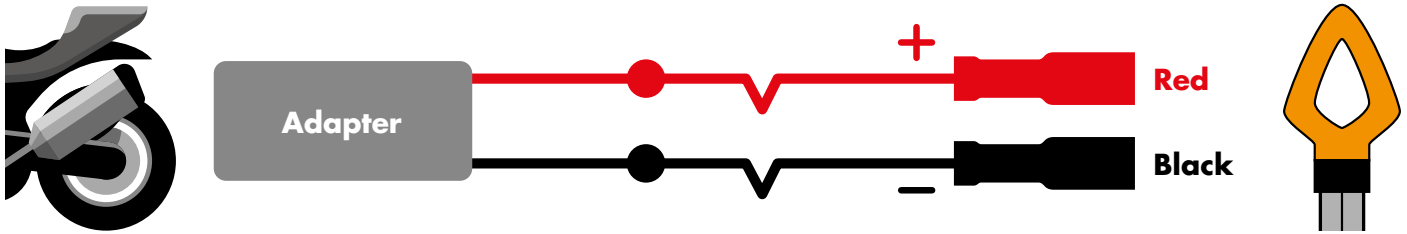
V-STROM 650 04-16



ADAPTER WIRING SUZUKI



Turn signals with a single function of flashing:



Connect the rear led light as shown in the picture:

- **Black wire** -> Negative system
- **Red wire** -> Positive system

SUZUKI

BANDIT GSF 650

GSR 750 11-16

GSX-S 1000 15-20

GSX-S 750

GSX-S 950

V-STROM 1000 14-19

V-STROM 1050

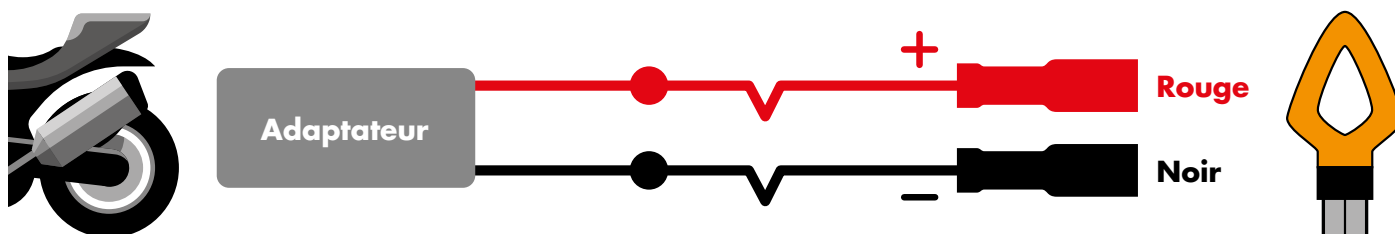
V-STROM 650 04-16



ADAPTATEUR CÂBLAGE SUZUKI



Clignotants avec fonction de clignotement uniquement:



Connectez le feu arrière à LED comme indiqué sur la figure:

- **Fil Noir** → Négatif de l'installation
- **Fil Rouge** → Positif de l'installation

SUZUKI

BANDIT GSF 650

GSR 750 11-16

GSX-S 1000 15-20

GSX-S 750

GSX-S 950

V-STROM 1000 14-19

V-STROM 1050

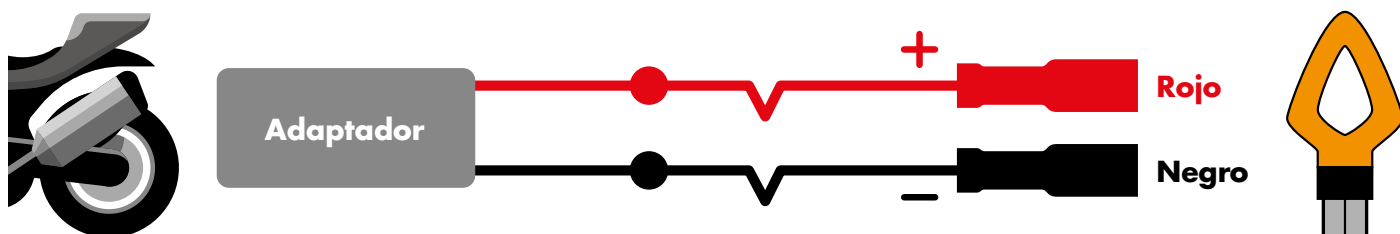
V-STROM 650 04-16



ADAPTADOR DE CABLEADO SUZUKI



Intermitentes con función de destello exclusivamente:



Conecte la luz trasera LED según se muestra en la figura:

- **Cable Negro** → Negativo de la instalación
- **Cable Rojo** → Positivo de la instalación

SUZUKI

BANDIT GSF 650

GSR 750 11-16

GSX-S 1000 15-20

GSX-S 750

GSX-S 950

V-STROM 1000 14-19

V-STROM 1050

V-STROM 650 04-16